

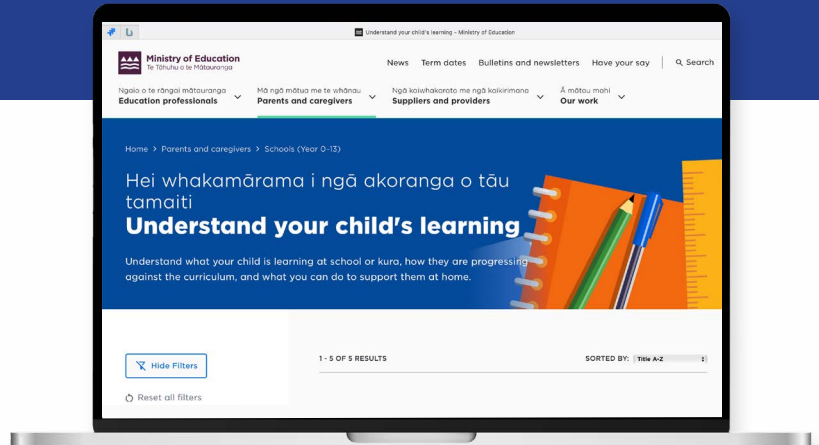
Understand your child's learning

Information and resources for parents, caregivers and whānau

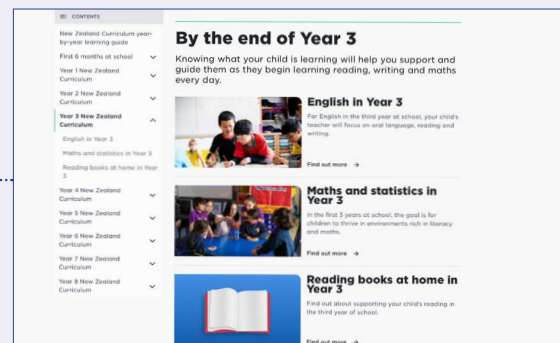
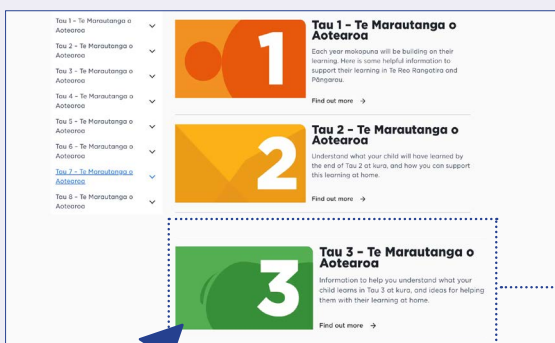
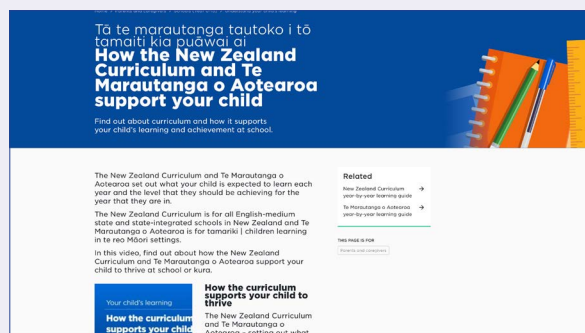
A new webspace on education.govt.nz houses practical videos, activities and resources for supporting learning that are easy to understand, empowering you to take an active role in your child's education.

An introductory video that walks you through the content is available [here](#).

With the launch of the 'parent-friendly' versions of both our national curricula, you will know exactly what your child is learning, why it's important, and when they'll be learning it, so that you can actively support and complement your child's learning at home and have meaningful conversations with your child's teacher or kaiako.




To navigate the website, you can choose which curriculum you want to learn more about and then go to your child's year level.



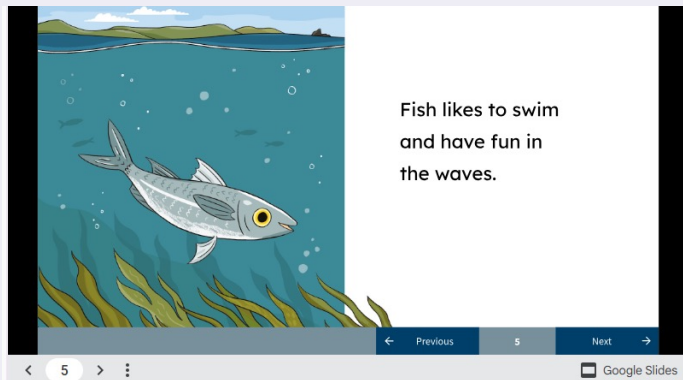
There are practice activities for each year level that you can do with your child, and 'tips and tricks' to support learning at home. Phonics cards come with parent guidance with audio files to model the correct sounds.

Parent tip

Practice is important when learning sounds and letters. Practising the sounds your mokopuna has learned, for up to 10 minutes a day, will help them to remember what they have been learning at kura. The slides are best viewed full screen. Select the 3 dots at the bottom of the slides and then select 'Enter full screen'.



The screenshot shows a Google Slides interface. The slide title is 'Tāne'. Below the title is a cartoon illustration of a young boy with dark hair and a red shirt. Underneath the illustration, there are two columns of text: 'Kōwhiri / Character name: Tāne' and 'Wāhanga / Phonics: "Tā-ne"'. The slide is part of a presentation, as indicated by the navigation arrows and the 'Google Slides' logo at the bottom.



The screenshot shows a Google Slides presentation. The slide features an illustration of a fish swimming in blue water with green seaweed at the bottom. To the right of the illustration, the text reads: 'Fish likes to swim and have fun in the waves.' The slide is part of a presentation, as indicated by the navigation arrows and the 'Google Slides' logo at the bottom.

There is also a guide on how to prepare for the first day of school, and tips for parent-teacher interviews.

Years 0 to 3

In Years 0 to 3 (phase 1) the goal is for children to thrive in environments rich in literacy and maths. For information about what they will be learning, go to: [New Zealand Curriculum year-by-year learning guide](#)

Things to discuss

With your child's teacher, you may wish to discuss:

- your child's phonics check (Years 0 and 1) - if your child hasn't completed one yet, ask the teacher when they will
- how you can support your child with structured literacy - if you are not sure what this is, talk to the teacher and ask them to explain it
- how you can support your child with maths.

Preparing for the first day of school



The video thumbnail shows a woman with short brown hair, wearing a black top and a patterned skirt, leaning over and talking to a young child with dark hair in a classroom. The child is wearing a colorful patterned shirt. The background shows a classroom with a 'Formation Board' and other educational materials. The video player interface includes a 'Play' button, a progress bar, and a 'Pre-entry school visits' title.

The webspace also houses important information about how children will be assessed in the early years of schooling through the new Phonics Checks and Hihira Weteoro. It describes how parents and whānau can access additional support that their child or tamaiti might need.

Learning in the first 6 months of school or kura



The video thumbnail shows a woman with glasses, wearing a white shirt, standing in a classroom. She is looking towards the camera. The background shows a classroom with various educational materials and posters. The video player interface includes a 'Play' button, a progress bar, and a title 'Kura: Hihira Weteoro' with the subtitle '20 weeks first check: Te Mōhiohio Oro'.



As the national curriculum continues to be updated and implemented in all schools and kura over the next few years, more resources and supports will become available for parents, caregivers and whānau. We encourage you to visit the new webspace and check out the current resources, guides and videos available. If you have any feedback or suggestions, please email us at tepoutahu.engagement@education.govt.nz